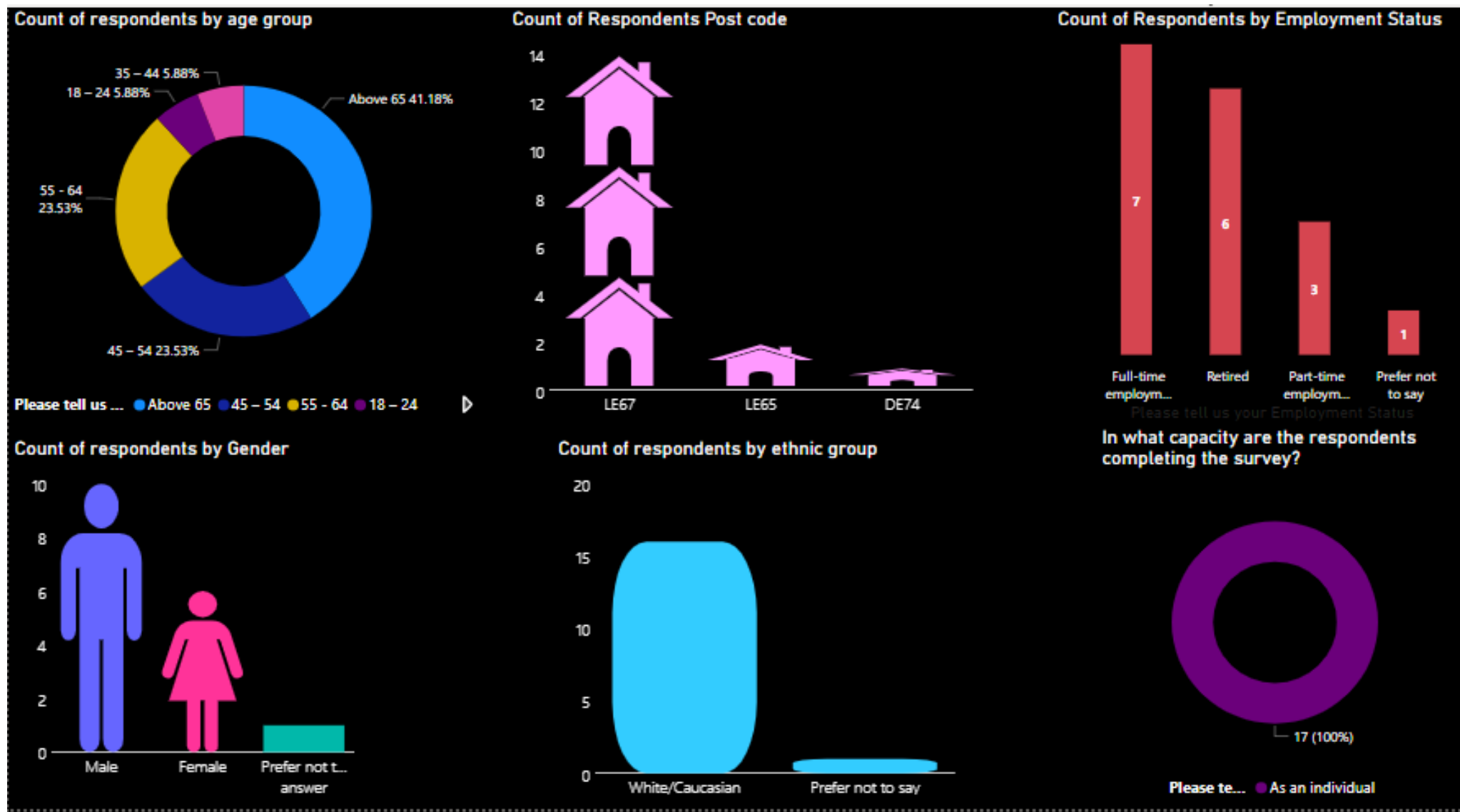


## Budget Consultation Survey - Responses as at 16/1/23

### Demographics

There have been 17 responses so far, how does this breakdown in terms of demographics?



In terms of age breakdown of respondents, the majority (7 respondents, equating to 41%) were aged 65 or above.

There has been little response from the younger age groups - (in the 18-24 age group and the 35-44 age group there was one respondent from each group - and amongst the 25-34 age group, there was no response at all). It may be that the younger age groups who are working, have less time to fill in surveys like this one or it could be that we may need to explore other ways to reach these groups, for example how the survey is advertised, if we want to obtain their views.

In terms of Postcode, the majority of respondents (14 equating to 82.35%) were residents in the LE67 postcode area, which covers the Whitwick and Coalville area with two respondents from the LE65 postcode area (which covers Ashby-de-la-Zouch, Calke, Smisby, Willesley and Worthington) and one respondent residing in a DE74 Postcode (Which covers Castle Donington, Kegworth, Diseworth, Hemington, Lockington and East Midlands Airport).

In terms of employment status, the majority of respondents (10 respondents equating to 58.82%) stating that they are in employment - either Part time or Full time, with the next largest group (6 respondents, equating to 35.29 %) telling us they are retired and only one respondent preferring not to answer.

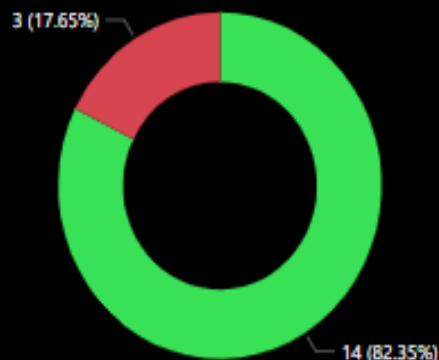
When responding to a question about gender, the majority of respondents (ten respondents equating to 58.82%) identified as male, with the next largest group (six respondents, equating to 35.29 %) telling us they are female and only one respondent preferring not to answer.

In terms of race, the overwhelming majority of respondents (94.11%), told us they from a White/Caucasian background, with the remaining respondent preferring not to answer)

All the respondents were filling in the survey in the capacity as an individual.

Responses to focussed budget questions

We plan to spend £195,000 in 2023/24 to increase the number of solar panels on our leisure centre buildings at Whitwick and Ashby de la Zouch. Do you ...

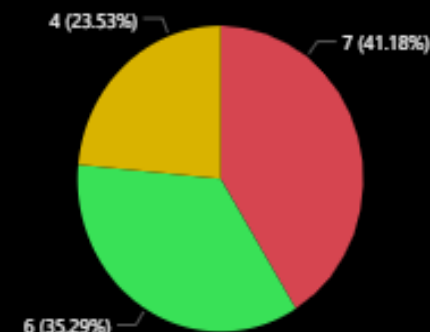


We plan to sp... Positive Negative

We're earmarking £650,000 for improvements to our sheltered housing schemes over the next 5 years. Do you agree with this proposal?



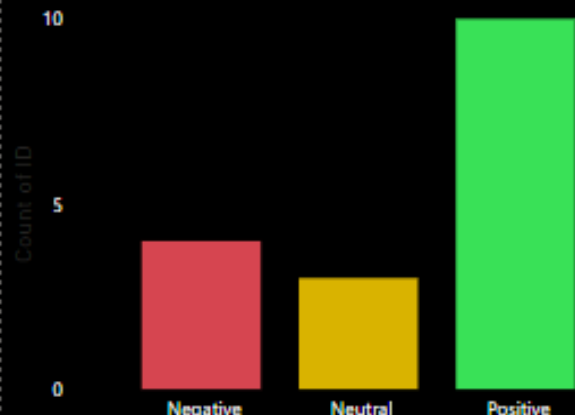
We plan to spend £130,000 in 2024/25 on a new surface and new fencing for the 3G sports pitches at Hermitage Recreation Ground. Do y...



We plan to ... Negative Positive Neutral

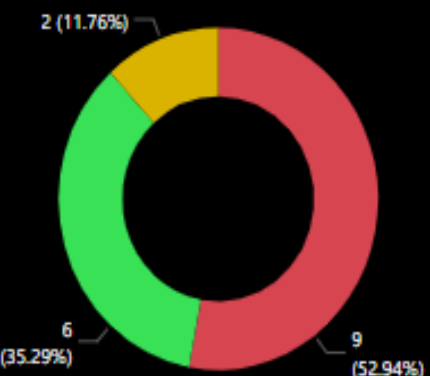
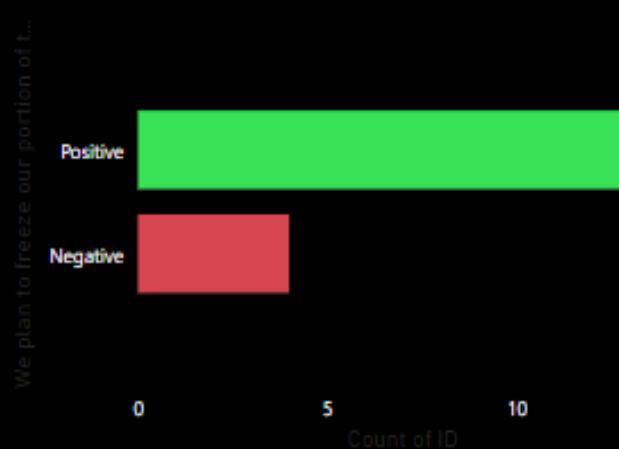
We're planning to spend £50,000 on a professional assessment of regeneration plans for Coalville, to see how feasible they are. Do you agree with this proposal?

We're planning to spend £100,000 in 2023/24 replacing CCTV units in Coalville town centre and Coalville Park. Do you agree with this proposal?



We're planning to spend £100,000 in 2023/24 replacing...

We plan to freeze our portion of the council tax bill (bills will likely still go up, depending on the decisions of the county council, police service, fire service and parish / t...



We're plan... Negative Positive Neutral

The majority of respondents (82.35%) were positive about the proposal to spend £195,000 increasing the Solar Panels at the Whitwick and Ashby Leisure Centre with only 17.65% responding negatively to the concept


In respect of the plan to allocate £650,000 for improvements to sheltered housing schemes over the next 5 years, again the response was predominantly positive - with 15 respondents (88.2%) in agreement with the proposal. Only one respondent was in disagreement, and one was neutral towards the concept.

Opinion was much more divided over the proposal to allocate £130,000 in 2024/25 on a new surface and new fencing for the 3G sports pitches at Hermitage Recreation Ground - 7 respondents (41.18%) disagreed with this proposal, 6 respondents (35.29%) were in agreement, with the remaining 4 respondents being neutral about the plan.

By far the strongest negative reaction was to the proposal to spend £50,000 on a professional assessment of regeneration plans for Coalville. 9 respondents (52.94%) were in disagreement with the proposal, with only 6 respondents (35.29%) responding positively. The remaining 2 respondents were neutral about the proposal.

A proposal looked on far more favourably was the plan to freeze the District Council’s portion of the Council tax bill - 13 out of 17 respondents (76.47%) were in favour of this plan, with only 4 people reacting negatively to the idea.

The proposal in respect of allocating £100,000 to replace CCTV cameras in Coalville was another popular proposal- 58.82% were in support of this plan with 23.25% responding negatively.



There was support amongst the majority for allocating £2.2 million in 2023/24 upgrading the Council's fleet of vehicles to electric vehicles, making them zero carbon - 58.82% were in support of this plan with 35.29% responding negatively and the remainder choosing to remain neutral.

The proposal of a below-inflation increase to council home rents of 7% and investment of the money into council homes to maintain a decent standard was also viewed positively - 70.58% of the responses being positive and only 23.52% of the responses being negative.

A further proposal in respect of council housing pertained to the plan to spend £3.1 million in 2023/24 on retro-fitting sustainable energy measures on our council housing which will be partly funded by £1.4 million in Government grant funding - again this was widely supported by the respondents with 76.46% in agreement with the proposal and 17.65% against, with the remainder being neutral on the issue.

We had six individual pieces of feedback on the budget proposals overall:

Freezing Council Tax for 14 years has led to funding shortfalls elsewhere. With inflation at ~10% what is hidden in this survey are the real (and possibly otherwise unnecessary) cuts to services. Council Tax is quite a fair tax, albeit that there maybe should be an extra Band for Mansions. For most people's incomes it is not a particularly significant Tax, this "zero increase" has become a NWL Conservative Party mantra, which now appears to be more about ego than care in the community. As for the zero carbon vehicle upgrades, this should only be done when the vehicles NEED replacing as any new vehicle even if it is electric will have a larger environmental cost (in its manufacturing) than using old ones until they can go no more. Both these policies have a "look at us' vanity air about them.

Instead of using Homes bonus to prop up your election commitments that you never increase the rates. You should be more honest with the electorate how you do it.

It is important to install energy saving measures for environmental purposes but you do need to publish the saving made on energy bills so residents can see the cost benefit as well.

Spending money on consultations then disagreeing with them, aka: the old leisure centre for instance, is a very bad look.

Whilst another freeze in council tax is welcome, the level of council tax is still relatively high compared to other districts in the county/ country, so perhaps you should consider a cut rather than just a freeze, to help hard-pressed residents?

You can spend all the money you like but can't even put the street lights on at night-Disgrace. Need a new bin.... Have to wait 6 weeks. Disgrace. Planning Dept - Disgrace. Pensions you are all on - Disgrace. Dealing with NWLDC is an absolute Public Sector couldn't give a toss nightmare.